



CITY OF SAN ANTONIO
WORKFORCE DEVELOPMENT OFFICE

**San Antonio City Council
Economic Workforce and
Development Committee**

March 22, 2022

Mike Ramsey, Executive Director



TfJSA Experiences: Benjamin & Jamie



Benjamin Alvarez

- Full Stack Software Development Graduate
- Served by Project Quest
- Employed by Harborside Group

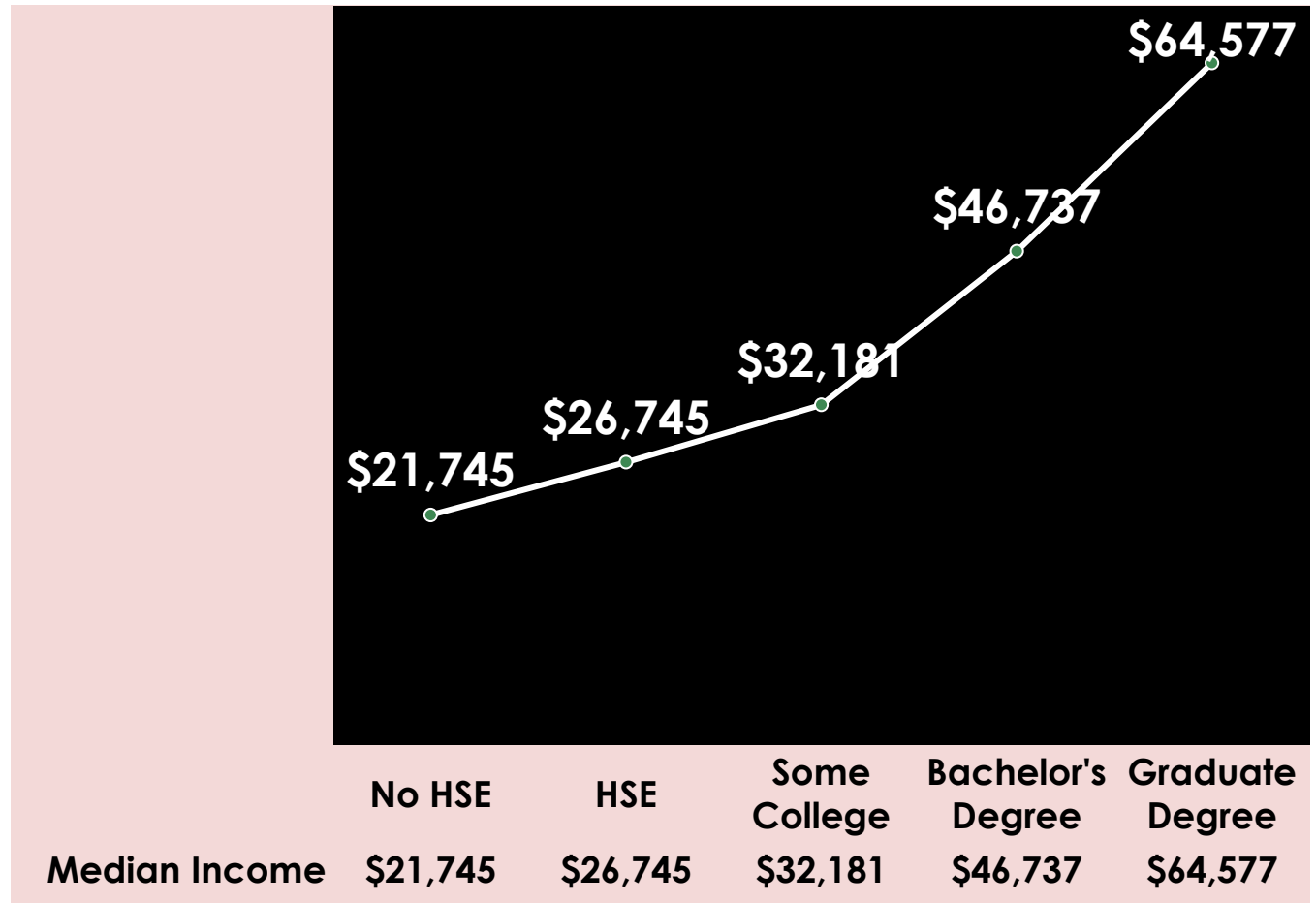
Jamie Rodriguez

- Financial Services Graduate
- Served by Restore Education
- Employed by Harland Clarke
- Offered a job on the spot at TfJSA Job Fair



TfJSA Context

Correlation between
education level and
income in San Antonio
(2018)

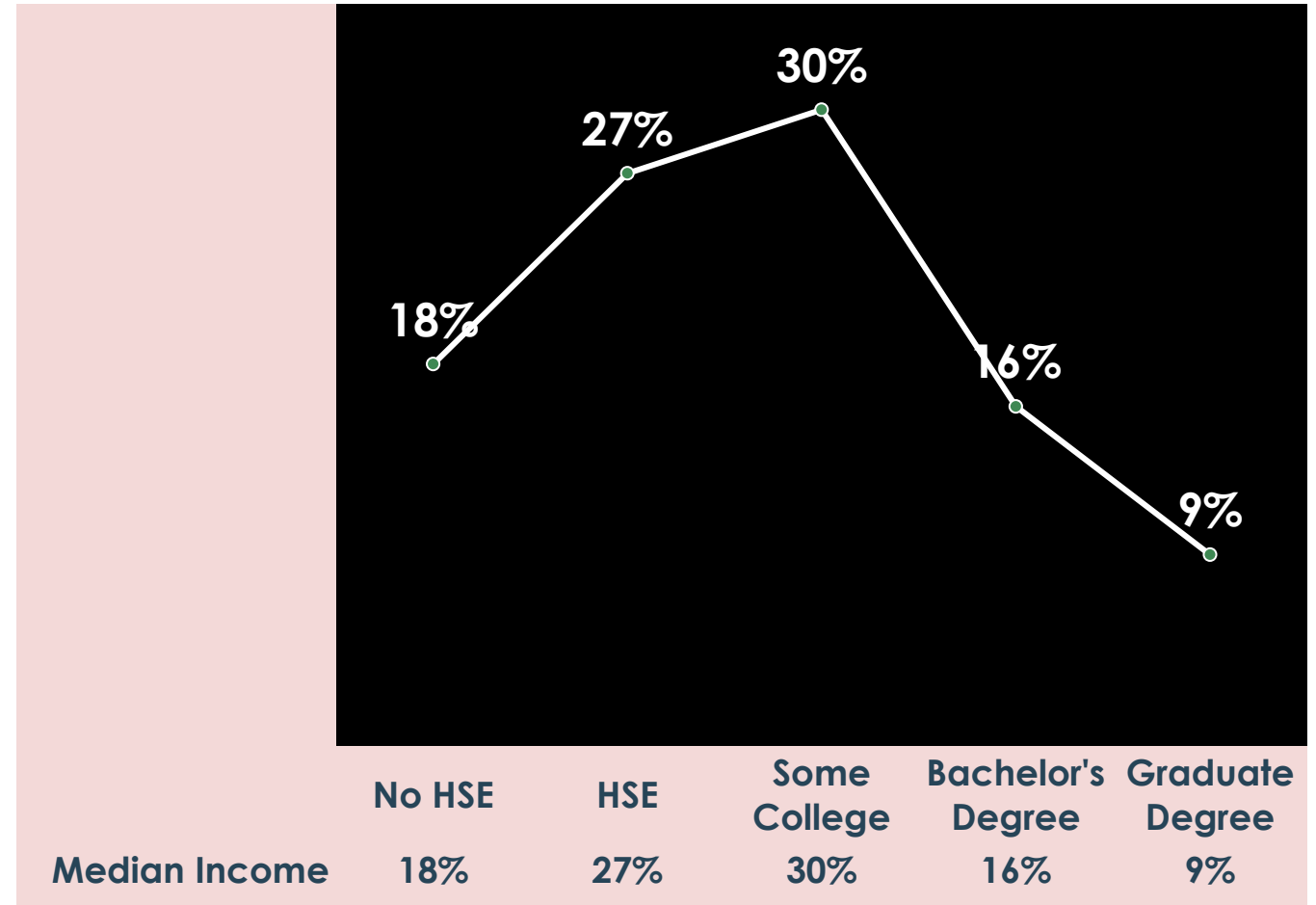


TfJSA Context (continued)

Education level of San Antonio Adults Prior to COVID-19 (2018)

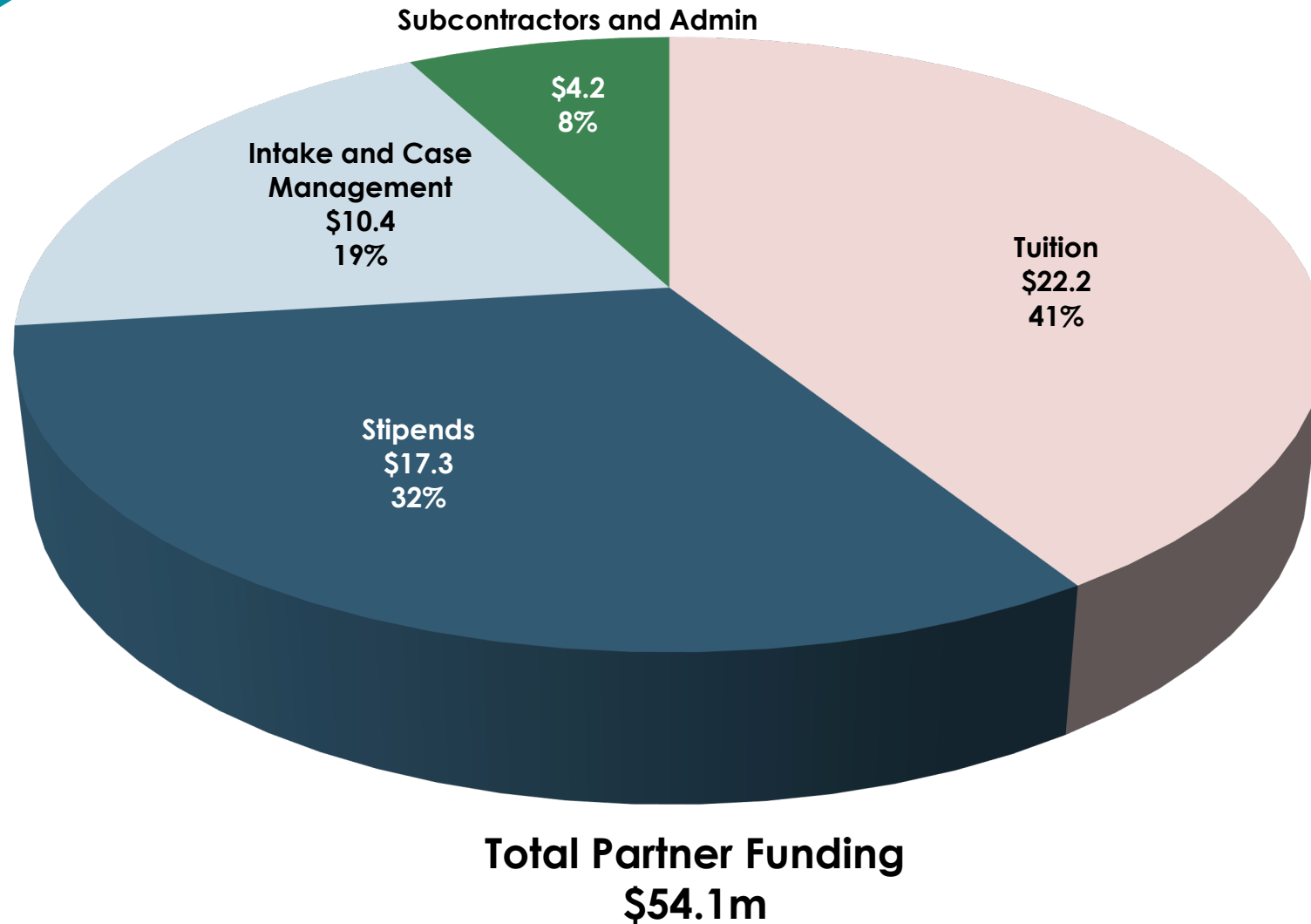
COVID-19:

154,000 San Antonio workers filed for unemployment within 6 months



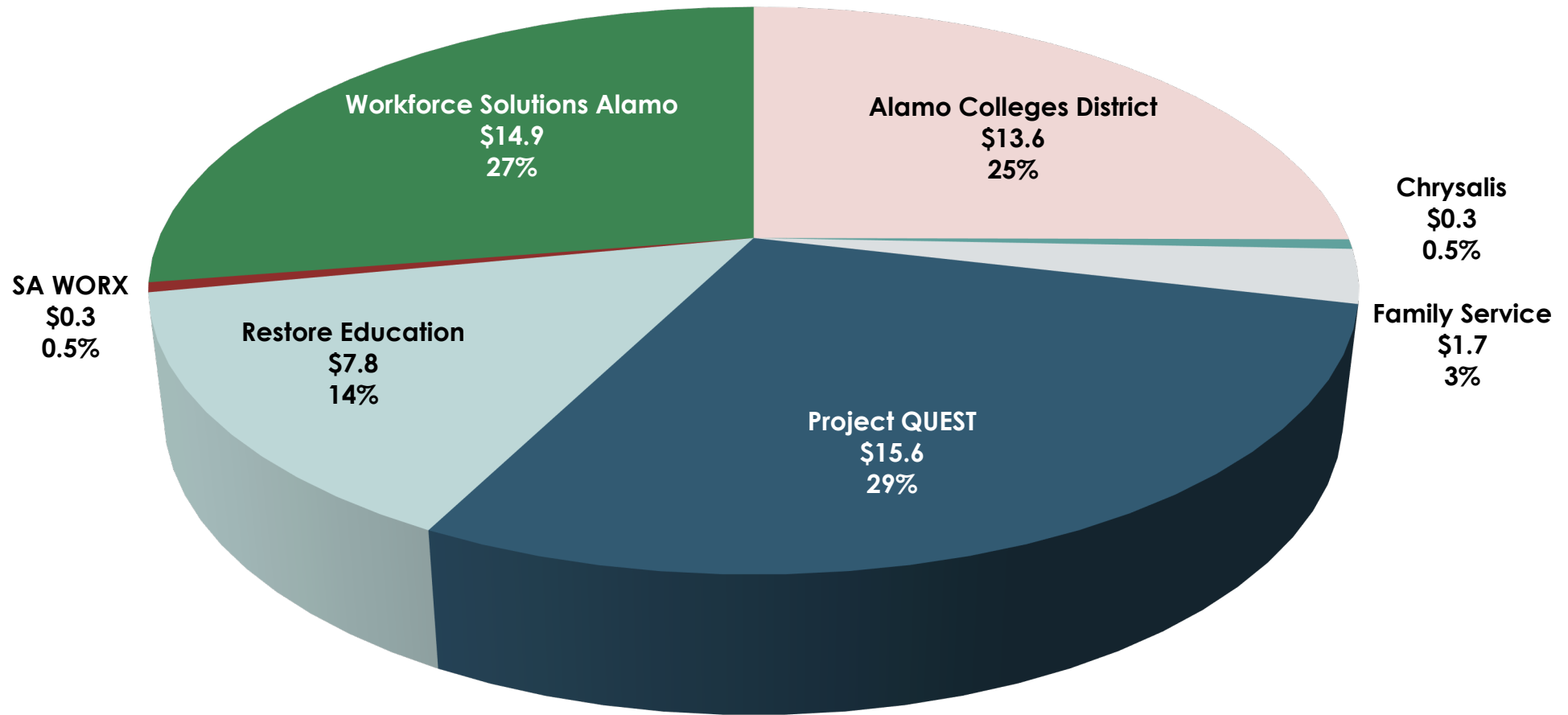
TfJSA Funding by Category

(In Millions)



TfJSA Funding by Partner


(In Millions)



Total Partner Funding
\$54.1m

TfJSA Demographics (10,343 Served)

 **62%** Living in poverty

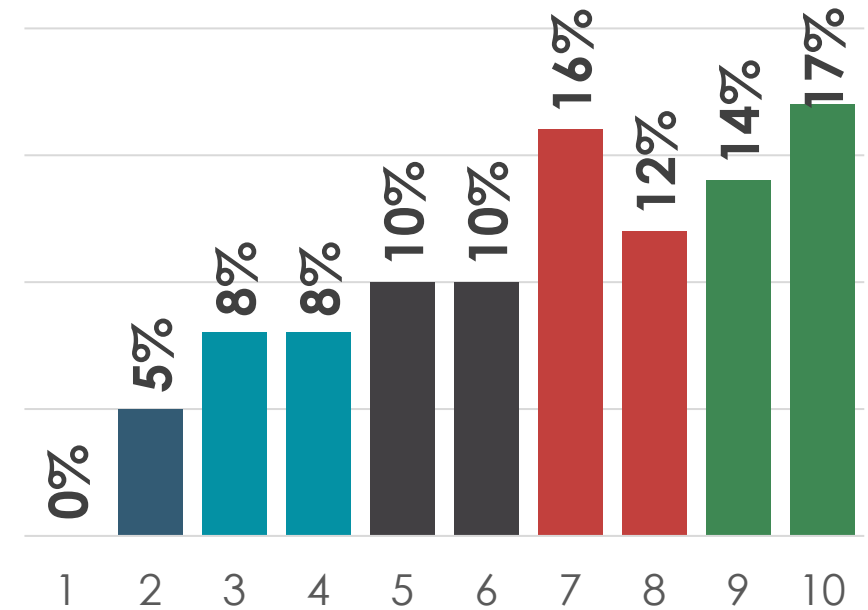
 **42%** Prior job in hospitality, retail, food

Gender	
Women	69%
Men	31%

Race/Ethnicity	
Hispanic	65%
African American	16%
White	13%
Other Race/Ethnicity	3%
Asian	1%

Equity Matrix Atlas Score

59% Participants scored higher than "6"




TfJSA Demographics (continued)



7%

**Formerly
Incarcerated**



7%

**Persons with
Disabilities**



3%

Veterans

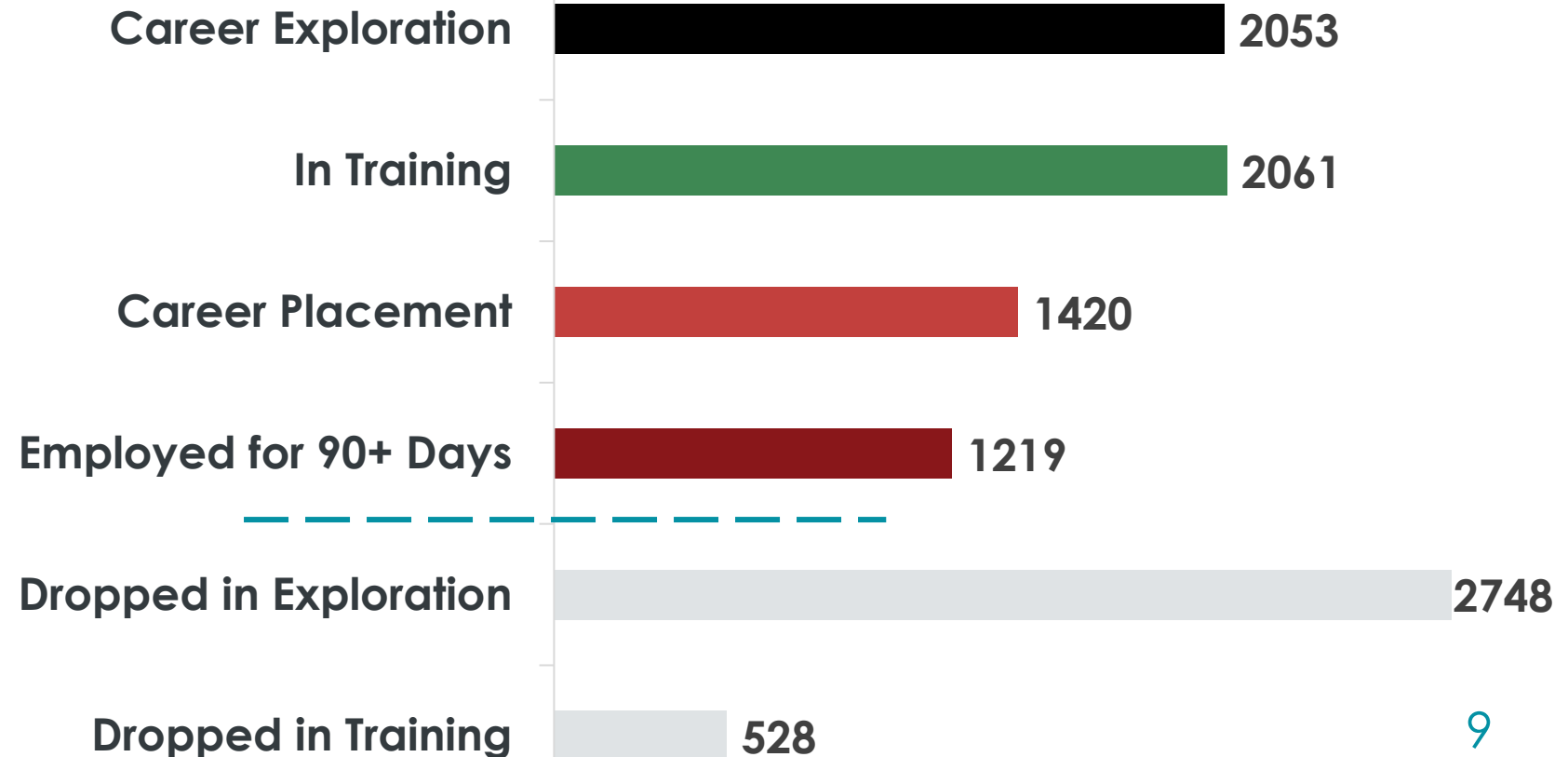
Age Ranges	
18-24	18.72%
25-34	35.74%
35-44	23.69%
45-54	14.00%
55-64	6.53%
65-74	1.19%
75+	0.13%

TfJSA Participant Pipeline as of March 8

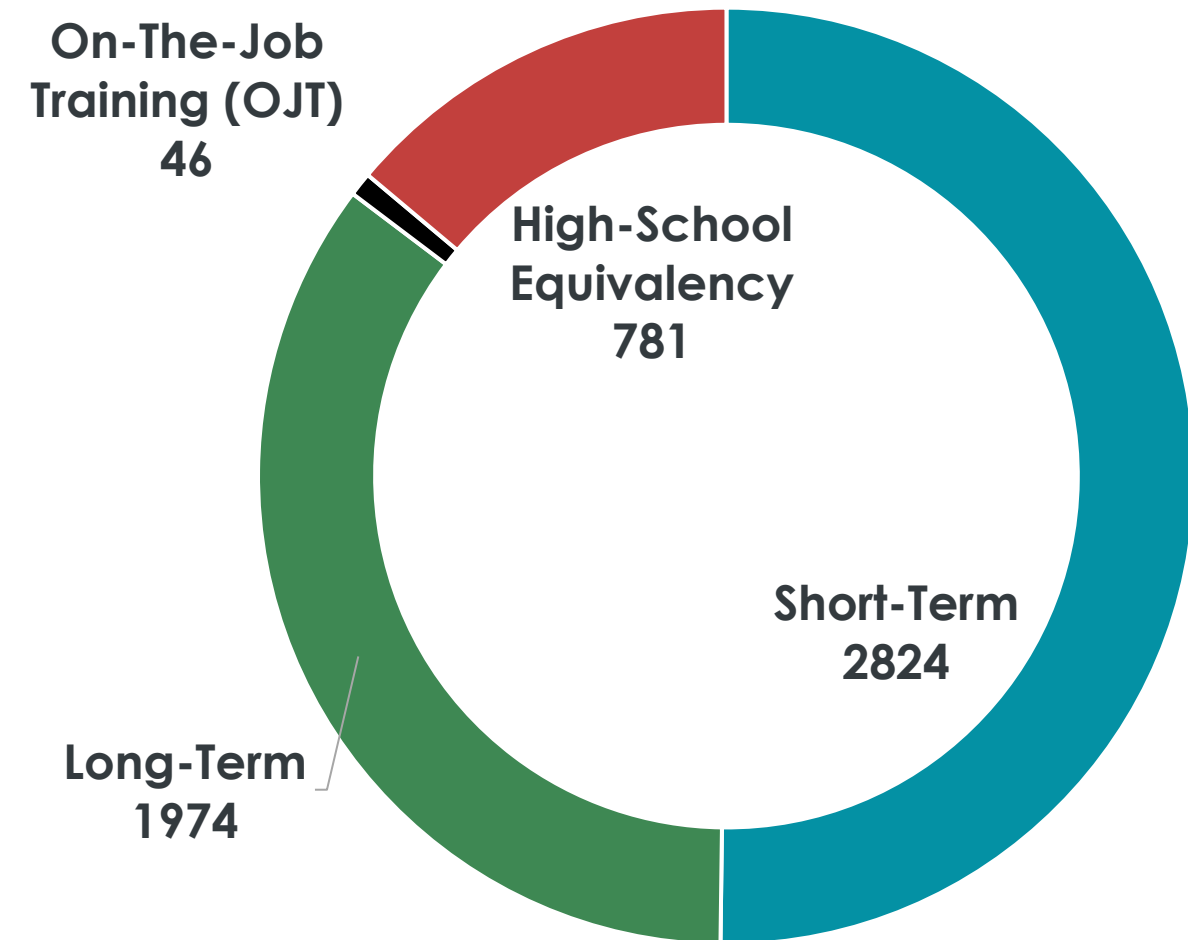


90%

Participants enrolled in a training program that actually complete the training program



TfJSA Training Programs and Industries



Short- or Long-Term Trainings by Industry		
Business	758	16%
IT	958	20%
Manufacturing/Logistics	330	7%
Medical	2,225	46%
Trades	291	6%
Other	236	5%
TOTAL	4,798	100%

TfJSA Career Placement



809

**Employers have hired TfJSA
Participants**

Top 10 Employers

Methodist Health System	76
University Health System	54
Toyotetsu Texas, Inc.	28
City of San Antonio	26
Baptist Health System	21
JR Ramon Demolition	19
Accenture Federal Services	16
Family Service Association	15
Communicare	13
Amazon	12

TfJSA Budget to Actuals

	July 2020 Goals	June 2021 Updated Goals	As of March 6, 2022 Actuals
Budget	\$75m Budget	\$65m Budget <ul style="list-style-type: none"> o \$10m reallocated o Small businesses grants 	\$55m Budget; \$35m Expensed <ul style="list-style-type: none"> o \$5.16m reallocated <ul style="list-style-type: none"> o AlamoPROMISE scholars o \$4.74m reallocated <ul style="list-style-type: none"> o General Fund/ARPA Framework
Serve	Up to 10,000	Up to 10,000	10,343 to date
Enroll in Training and Receive Wraparound Support	8,000 <ul style="list-style-type: none"> o 6,000 short-term o 800 long-term o 800 on-the-job o 400 high school equivalency 	8,062 <ul style="list-style-type: none"> o 2,717 short-term o 2,413 long-term o 110 on-the-job o 733 high school equivalency 	5,301 individuals; 5,625 trainings to date <ul style="list-style-type: none"> o 2,824 short-term o 1,974 long-term o 46 on-the-job o 781 high school equivalency o 2,053 pending enrollment o 4,449 received stipends worth \$11.6m
Complete Training	6,000	5,973	2,617 to date
Secure Employment	3,000	2,987	1,370 to date

Courses continue through 2023

TfJSA Experiences: Patrick & Ana



Patrick Kay

- Wood Window Restoration Graduate
- Served by Family Service
- Self-employed as a construction sub-contractor



Ana Polanco de Martinez

- Previously a human rights attorney in El Salvador
- HSE and Bilingual Customer Service Graduate
- Served by Restore Education
- Employed at the School of Science and Technology



Program Launch Update



RTW Contract: Program Evaluation Services

- **Original RFP Cancelled**
 - Lack of qualified responses
- **WDO sought 3 alternative options**
 - UTSA Urban Education Institute
 - UT Ray Marshall Center
 - Westat
- **Interlocal Agreement**
 - \$647k over 6 years
 - 1, 3-year term
 - 3, 1-year renewal options
 - FY 2022 approved budget is \$102k



RTW Contract: Program Evaluation Services

- **Formative Evaluation Framework**
- **Data dashboard**
- **Repository**
- **Quarterly written report**
- **Annual written report**
- **Micro-scripts**
- **Set of innovations**



RTW Contract: Program Evaluation Services

- **PSA between UP Partnership and Jobs for the Future**
 - MOU between UP Partnership, JFF and City
 - No cost to City
 - Budget up to \$600,000 (\$200,000/year)
- **Assist with program launch**
 - Orientation plan to onboard partners
 - Virtual kick-off for partners and collaborators
- **Provide technical assistance to City and partners**
 - Site coaching
 - Interviews to assess strengths and challenges
 - Scaling assistance
 - Learning curricula for workforce ecosystem

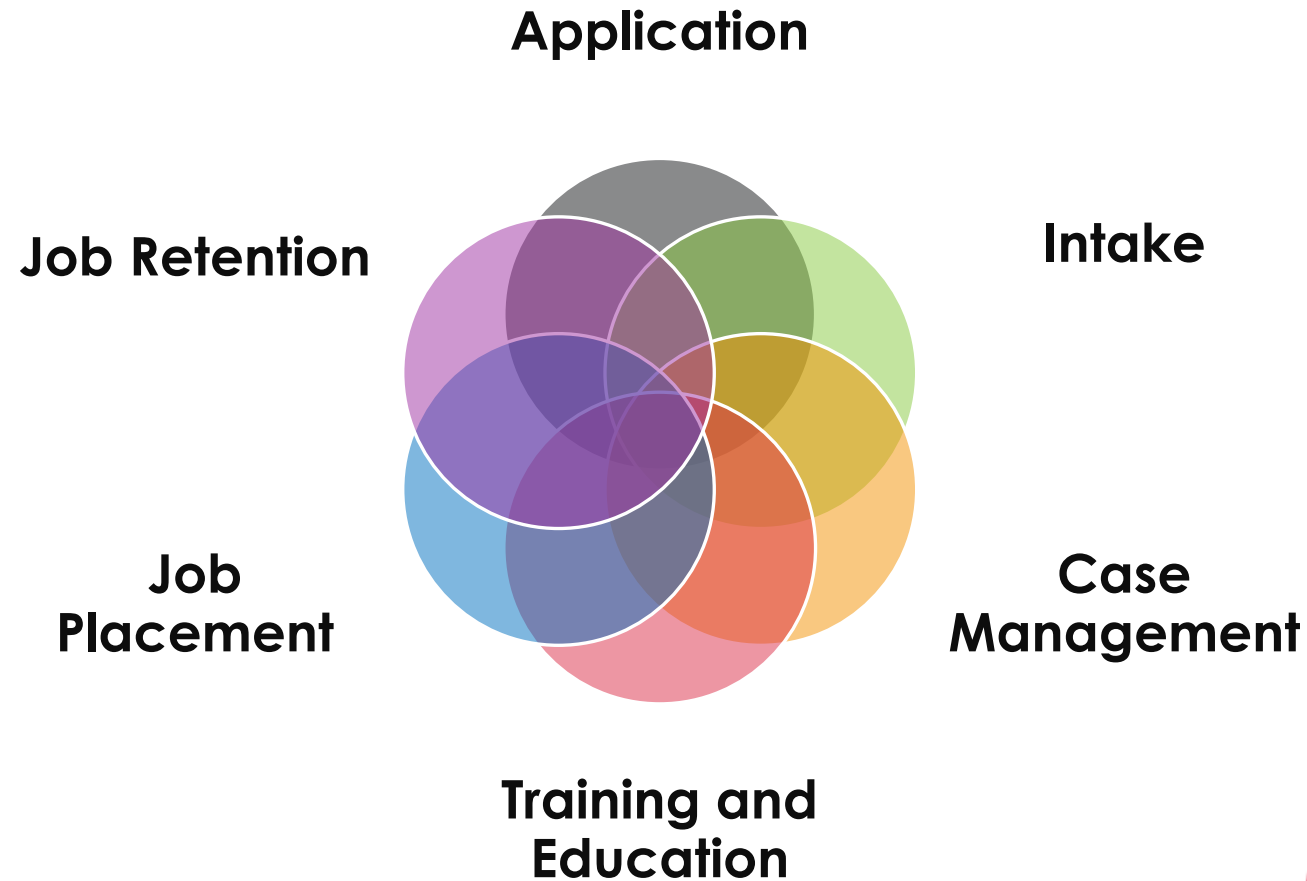


RTW Contract: High-School Equivalency Services

- **Professional Services**
 - HSE Preparation Courses
 - Wraparound Services
- **Serve up to 1,000 SA:RTW applicants**
 - Alamo Colleges District (600)
 - Restore Education (400)
- **Budget**
 - FY 2022 \$1,665,023 (approved)
 - FY 2023 (to be requested)



RTW Central Data Platform





Questions?

